



We support your power to choose



As part of our mutual commitment to support your energy choice, King City Community Power (KCCP) and Pacific Gas and Electric Company (PG&E) have partnered to provide you with a comparison of typical commercial electric rates, average monthly charges and generation portfolio contents.

If this comparison does not address your specific rate, please visit PG&E online at pge.com/cca or call **1-866-743-0335**. For information on KCCP's generation rates, please visit kingcitycommunitypower.org or call **1-833-888-KING (5464)**.

King City Community Power
C/O Pilot Power Group, LLC
5151 Shoreham Pl, Suite 240
San Diego, CA 92122

Understanding your energy choice

2024 Commercial Electric Rate Comparison, B-19SV*

		
Generation Rate (\$/kWh)	\$0.15245	\$0.14931
PG&E Delivery Rate (\$/kWh)	\$0.16145	\$0.16145
PG&E PCIA/FF (\$/kWh)	\$0.00874	\$0.01024
Total Electricity Cost (\$/kWh)	\$0.32264	\$0.32100
Average Monthly Bill (\$)	\$5,874.99	\$5,845.13

*This compares electricity costs for an average commercial customer in the KCCP/PG&E service area (King City) with an average monthly demand of 39 kW and an average monthly usage of 18,209 kilowatt-hours (kWh). This is based on a representative 12-month billing history for all customers on B-19SV rate schedules for PG&E's and KCCP's published rates as of June 1, 2024.



Generation Rate is the cost of creating electricity to power your business. The generation rate varies based on your energy provider and the resources included in your energy provider's generation supply.

PG&E Delivery Rate is a charge assessed by PG&E to deliver electricity to your business. The PG&E delivery rate depends on your electricity usage, but is charged equally to both KCCP and PG&E customers.

PG&E PCIA/FF The PCIA is a charge to ensure that both PG&E customers and those who have left PG&E service to purchase electricity from other providers pay the above market costs for generation resources that were procured by PG&E on their behalf. "Above market" refers to expenditures for electric generation resources that cannot be fully recovered through sales of these resources at current market prices. PG&E acts as a collection agent for the FF surcharge, which is levied by the California Public Utilities Commission on behalf of cities and counties in PG&E's service territory for all customers. PG&E bundled customers pay the PCIA and FF fees associated with the most currently available vintage year. PG&E charges KCCP customers the PCIA and FF fees based on the year that they transitioned to KCCP service. Visit kingcitycommunitypower.org/billing-rates for more information.

If this comparison does not address your specific rate, please visit PG&E online at pge.com/cca or call **1-866-743-0335**. For information on KCCP's generation rates, please visit kingcitycommunitypower.org or call **1-833-888-KING (5464)**.

Electric Power Generation Mix*

		
Specific Purchases	Percent of Total Retail Sales (kWh)	
Renewable	33%	32%
• Biomass & Biowaste	3%	0%
• Geothermal	0%	0%
• Eligible Hydroelectric	3%	0%
• Solar Electric	20%	32%
• Wind	6%	0%
Coal	0%	0%
Large Hydroelectric	14%	0%
Natural Gas	0%	0%
Nuclear	53%	0%
Other	0%	0%
Unspecified Sources of Power**	0%	68%
TOTAL	100%	100%

*As reported to the California Energy Commission's Power Source Disclosure Program excluding voluntary unbundled renewable energy credits. Data is subject to an independent audit and verification that will not be completed until later in 2024. The figures above may not sum up to 100 percent due to rounding.

**Unspecified sources of power refers to electricity that is not traceable to a specific generating facility, such as electricity traded through open market transactions. Unspecified sources of power are typically a mix of all resource types, and may include renewables.

For information, visit:

Para detalles de este programa en español, visite:

參閱本計劃中文版本, 請上網:
kingcitycommunitypower.org