



74-199 El Paseo, Suite 100
Palm Desert, CA 92260



DOING OUR PART TO SAVE THE PLANET

You now have a choice in who provides your electricity, how much you pay for it, and how clean it is. Desert Community Energy and Southern California Edison (SCE) encourage you to compare your choices and select the option that best suits you and your family.

For more information, call Desert Community Energy at (855) 357-9240 or visit DesertCommunityEnergy.org, or call SCE at (800) 974-2356 or visit SCE.com/cca.

Understanding your energy choices

Desert Community Energy (DCE) and Southern California Edison (SCE) worked together on this comparison of our common rates and the power sources we provide to help you decide which service and rates work best for you. This comparison illustrates the estimated electricity costs for a typical residential customer within Desert Community Energy's service territory with an average monthly energy use of 520 kilowatt hours (kWh). This comparison is based on Desert Community Energy rates effective as of June 4, 2024. SCE rate options are based on rates effective June 1, 2024. Both Desert Community Energy and SCE's rates are subject to change.



2024 Domestic Schedule Rate Comparison	 SOUTHERN CALIFORNIA EDISON An EDISON INTERNATIONAL Company	 DESERT COMMUNITY ENERGY	
	SCE (Base Rate)	DCE Desert Saver	DCE 100% Carbon Free
Generation Rate (\$/kWh)	\$0.13919	\$0.15628	\$0.20424
SCE Delivery Rate (\$/kWh)	\$0.21899	\$0.21338	\$0.21338
Surcharges (\$/kWh)	\$0.00000	-\$0.01242	-\$0.01242
Total Cost (\$/kWh)	\$0.35818	\$0.35724	\$0.40520
Average Monthly Bill (\$)	\$186.25	\$185.76	\$210.70

Monthly Usage: 520 kWh
 This rate comparison represents similar comparisons for D-SDP, D-SDP-O, DE, DE-SDP, DE-SDP-O, DM, DMS-1, DMS-2, DMS-3
 SCE rates current as of June 1, 2024
 DCE rates current as of June 4, 2024

Generation Rate reflects the cost of producing or purchasing electricity to power your home. This rate depends on usage, and will vary depending on your service provider and rate plan.

SCE Delivery Rate is a charge assessed by SCE to deliver electricity to your home. This rate depends on usage.

Surcharges represent the Cost Responsibility Surcharge (CRS) and Franchise Fee (FF) that are applicable to Community Choice Aggregation (CCA) customers and SCE customers that elect a Green Rate. The CRS is a surcharge to recover costs associated with power purchases made on behalf of customers, prior to a customer's switch to a CCA or SCE Green Rate. The FF recovers taxes owed to a city in exchange for allowing SCE to utilize electrical distribution lines throughout the property of the city. SCE acts as the collection agency for the FF surcharge which is levied by cities and counties for all customers.

Electric Power Generation Mix	 SOUTHERN CALIFORNIA EDISON An EDISON INTERNATIONAL Company			 DESERT COMMUNITY ENERGY	
	SCE (Base Rate)	Green Rate (50% Green Rate)	Green Rate (100% Green Rate)	Desert Saver	100% Carbon Free
Specific Purchases	Percent of Total Retail Sales (kWh)**				
Renewable	37.6%	68.8%	100%	0.0%	26.3%
Biomass & Biowaste	0.1%	0.1%	0%	0%	0%
Geothermal	5.2%	2.6%	0%	0%	0%
Eligible Hydroelectric	0.7%	0.4%	0%	0%	2.7%
Solar	19.8%	59.9%	100%	0%	9.2%
Wind	11.7%	5.9%	0%	0%	14.5%
Coal	0%	0%	0%	0%	0%
Large Hydroelectric	4.5%	2.2%	0%	62.1%	73.7%
Natural Gas	20.0%	10.0%	0%	0%	0%
Nuclear	9.1%	4.5%	0%	0%	0%
Other	0.1%	0.0%	0%	0%	0%
Unspecified sources of power*	28.8%	14.5%	0%	37.9%	0%
Total	100%	100%	100%	100%	100%

* "Unspecified sources of power" means electricity from transactions that are not traceable to specific generation sources.

** Percentages are estimated annually by the California Energy Commission based on the electricity generated in California and net imports as reported to the Quarterly Fuel and Energy Report database and the Power Source Disclosure program. For total retail sales, SCE's percentages are as of 2023 and DCE's percentages are as of 2022.

For specific information about this electricity product, contact: Desert Community Energy at DesertCommunityEnergy.com or (855) 357-9240 or Southern California Edison at sce.com/cca or (800) 974-2356.

For general information about the Power Content Label, please visit <http://www.energy.ca.gov/pcl/>.

For additional questions, please contact the California Energy Commission by calling (916) 653-6222.

If this comparison does not address your current rate plan or if you have further questions, please contact:
 Si esta comparacion no aborda su plan de tarifas actual o si tiene mas preguntas, comuniquese con:

DesertCommunityEnergy.org | SCE.com/cca
 (855) 357-9240 | (800) 974-2356