



April 3, 2017

Mr. Timothy Sullivan
Executive Director
California Public Utilities Commission
505 Van Ness Avenue
San Francisco, CA. 94102-3298

Re: Liberty Utilities (Park Water) Corp. & Liberty Utilities (Apple Valley) Corp.
2016 Annual Report in Compliance with G.O. 156

Dear Mr. Sullivan,

Liberty Utilities Park & Apple Valley are pleased to submit an electronic copy of its 2016 Annual Report on the Women, Minority, and Disabled Veteran, Lesbian, Gay, Bisexual and Transgender Business Enterprises, (WMDVLGBTE). Filed pursuant to Section 5.2 of Decision No. U-168W & February 10, 2012 direction from the California Public Utilities Commission.

Please contact me with any questions or concerns with this report @ 562.299.5118.

Respectfully submitted

Daniel Rodriguez

Daniel Rodriguez
Chair Utility Supplier Diversity Program

Cc via email: Stephanie.green@cpuc.ca.gov

Attachment

(1) One electronic copy of 2016 Annual Report per her request

UTILITY SUPPLIER DIVERSITY PROGRAM REPORT



Message From Our President

OUR COMMITMENT TO DIVERSITY DRIVES RESULTS

As the steward of a life-essential resource, we understand the tremendous responsibility entrusted in us by our customers and the communities we serve. We firmly believe that this responsibility extends beyond providing reliable, quality water service and encompasses creating opportunities for businesses that reflect the richly diverse communities that we are honored to serve.



For 13 years we have participated in the California Public Utilities Commission's Utility Supplier Diversity Program with our two Southern California regulated utilities—Liberty Utilities (Park Water) Corp. and Liberty Utilities (Apple Valley) Corp. Liberty Park Water operates three water systems in southeast Los Angeles County, serving the communities of Norwalk, Bellflower, Compton, Lynwood, and Willowbrook, among others. Liberty Apple Valley serves about 50 square miles in the Town of Apple Valley, Victorville and Yermo.

As part of the Utility Supplier Diversity Program, we have actively sought to develop ongoing business relationships with talented minority- and women-owned businesses, disabled veterans firms, as well as lesbian, gay, bisexual and transgender enterprises.

We achieved continued success with our diversity efforts in 2016. I am proud to report that last year we achieved 33.2 percent spend with diverse businesses, exceeding the California Public Utilities Commission's target of 21.5 percent. We purchased from diverse businesses about \$8.6 million in products and services, as we worked with more than 35 diverse vendors.

My sincere thanks to all who have contributed to Liberty Utilities' success with our Supplier Diversity Program in 2016. We are committed to expand and strengthen our relationships with our diverse suppliers in 2017, because our diverse suppliers help Liberty Utilities provide best-in-class customer care.

A handwritten signature in black ink that reads "Janne-Marie Bruno".

President, Liberty Utilities California

Table of Contents

Message From Our President	1
Overview	3
2016 ACCOMPLISHMENTS	
SECTION 9.1.1 Description of WMDVLGBTBE Program Activities During the Previous Calendar Year	5
2016 WMDVLGBTBE Events Attended	6
SECTION 9.1.2 WMDVLGBTBE Annual Results by Ethnicity	7
SECTION 9.1.2 WMDVLGBTBE Direct Procurement by Product and Service Categories	8
SECTION 9.1.2 WMDVLGBTBE Subcontractor Procurement by Product and Service Categories	9
SECTION 9.1.2 WMDVLGBTBE Procurement by Standard Industrial Categories	10
SECTION 9.1.2 Number of WMDVLGBTBE Suppliers and Revenue Reported to the Clearinghouse	13
SECTION 9.1.3 WMDVLGBTBE Program Expenses	14
SECTION 9.1.4 Description of Progress in Meeting or Exceeding Set Goals	15
SECTION 9.1.5 Summary of Prime Contractor Utilization of WMDVLGBTBE Subcontractors	16
SECTION 9.1.6 A List of Complaints Received and Current Status	17
SECTION 9.1.7 Description of Efforts to Recruit WMDVLGBTBE Suppliers in Low-Utilization Categories	17
2017 PLANS	
SECTION 10.1.1 WMDVLGBTBE Short, Mid, and Long-Term Goals	18
SECTION 10.1.2 Description of WMDVLGBTBE Planned Program Activities for the Next Calendar Year	19
SECTION 10.1.3 Plans for Recruiting WMDVLGBTBE Suppliers in Low-Utilization Areas	20
SECTION 10.1.4 Plans for Recruiting WMDVLGBTBE Suppliers Where Unavailable	20
SECTION 10.1.5 Plans for Encouraging Prime Contractors to Subcontract WMDVLGBTBEs Support	20
SECTION 10.1.6 Plans for Complying with WMDVLGBTBE Program Guidelines	20

Overview

Pursuant to the direction of General Order 156 (GO 156) of the California Public Utilities Commission, this report covers and includes the Utility Supplier Diversity Program (USDP) and procurement data for Liberty Utilities (Park Water) Corp. and Liberty Utilities (Apple Valley) Corp., both of which are referenced as Liberty Utilities in this report. Liberty Utilities (Park Water) provides support to Liberty Utilities (Apple Valley) for its Supplier Diversity Program as it does for many other administrative services.

Prior to being subject to GO 156, Liberty Park Water and Liberty Apple Valley voluntarily participated in the USDP. This report is our sixth required filing and 2016 is our thirteenth year participating in the program.

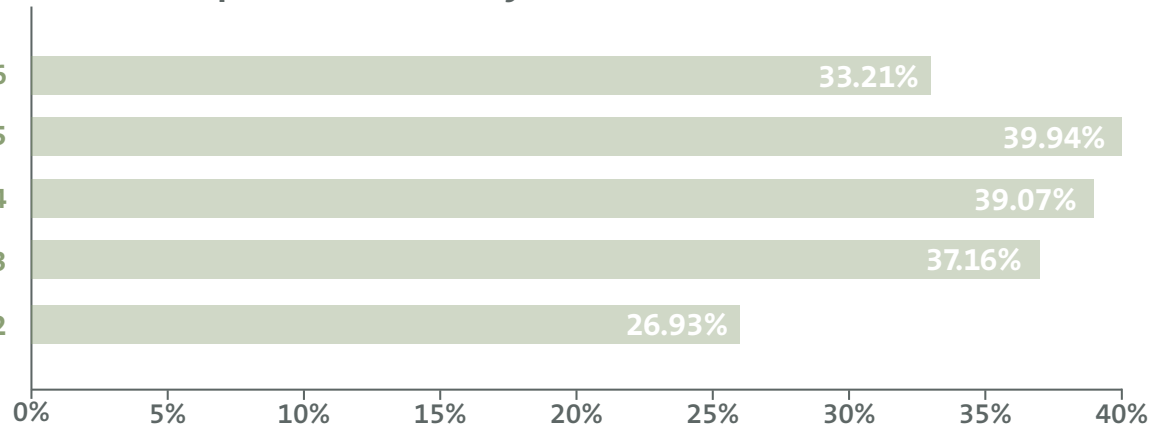
The graphs shown on the following page illustrate the progress we have made during the past five years and the commitment we have to the USDP.



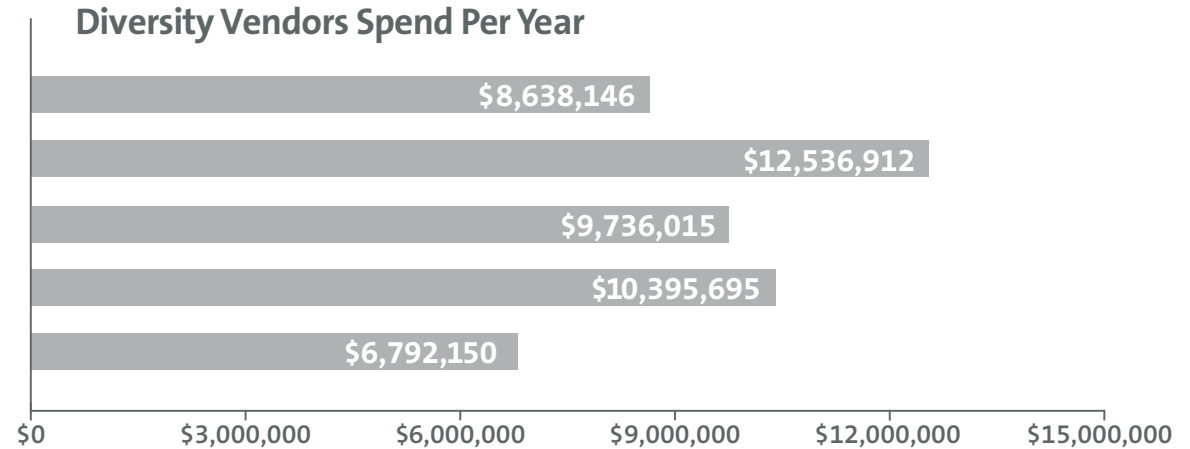
6th filing
13th program year

Utility Supplier Diversity Program Results 2012-2016

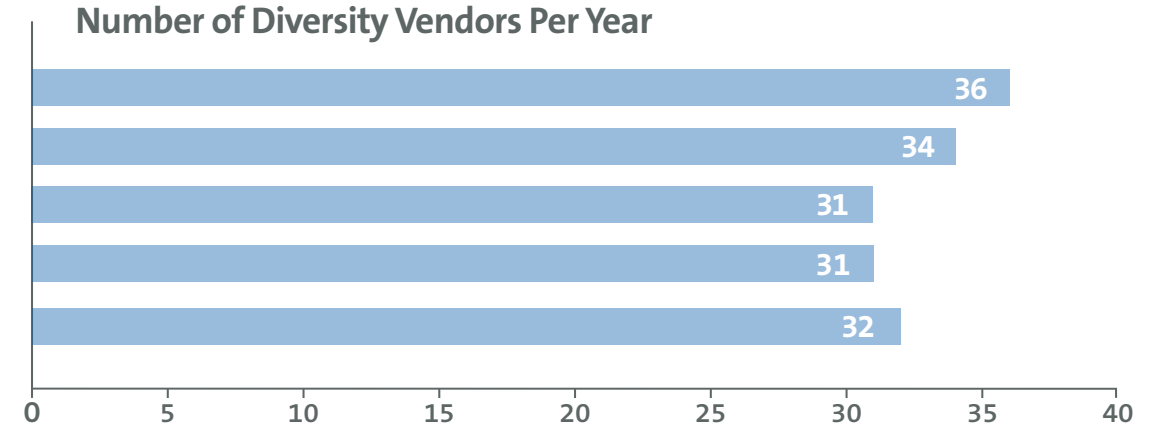

Percent Spend With Diversity Vendors Per Year



Diversity Vendors Spend Per Year



Number of Diversity Vendors Per Year



SECTION 9.1.1

Description of WMDVLGBTBE Program Activities—Internal and External

Internal

Our Supplier Diversity Steering Committee is comprised of a wide base of employees from both companies. The Committee is co-chaired by our California President and our Diversity Coordinator. Several senior executives from both Liberty Utilities locations also serve on the Committee.

Department heads are committed to including USDP activities as a performance measurement for their staff. Job descriptions specify that those with purchasing authority are to actively support the USDP to achieve the Program's objectives and incorporate diverse business enterprises in the procurement process. The Company's Procurement Guidelines direct that the procurement process shall be conducted in a manner consistent with the intent and requirements of any applicable federal and state laws or regulations regarding incorporation of diversity vendors in the process.

Staff members with purchasing power are encouraged to screen their suppliers to determine their eligibility as a women, minority, disabled veteran, lesbian, gay, bisexual and transgender business enterprise (WMDVLGBTBE) and to encourage those who qualify to become certified.

In 2016 we partnered with ACP Publications & Marketing, an MBE/SB/SBE publishing and printing company, which has provided invaluable support to Liberty Park Water. We also began utilizing the services of Splattered Ink, a WBE in the Town of Apple Valley, for various printing and embroidery services for Liberty Apple Valley.

External

Liberty Utilities, along with the California Water Association (CWA) and partner class A water utilities, continues to collaborate to provide opportunities for prime contractors and sub-contractors to not only build relationships that support the Supplier Diversity Program, but also learn the value of second-tier spending in reaching program goals. The highlights of these events were panels of utility prime contractors responding to questions about their subcontracting requirements. These outreach events serve as a conduit for introducing diverse businesses to DBE and Non-DBE Prime water utility contractors and help build second-tier spend.

We continued to be more visible as a participating utility in USDP outreach activities. Our USDP manager participated in monthly conference calls and meetings with other utilities through the CWA. Liberty Utilities continued to develop USDP contacts within the water industry and among other utilities.

Liberty Utilities participated in the WMDVLGBTBE-related events noted on the following page.

2016 WMDVLGBTBE Events Attended

JANUARY	CWA/USDP Committee Meeting—Fontana, CA
FEBRUARY	CWA/USDP Committee Meeting—San Dimas, CA Business Matchmaking—Anaheim, CA
MARCH	CWA/USDP Committee Meeting—Las Vegas, NV Joint Utilities Quarterly Meeting—Las Vegas, NV
APRIL	CWA/USDP Committee Meeting—San Jose, CA
MAY	CWA/USDP Committee Meeting—West Covina, CA
JUNE	CWA/USDP Committee Meeting—Sacramento, CA Joint Utilities Quarterly Meeting—Sacramento, CA
JULY	No Events to Report
AUGUST	CWA/USDP Committee Meeting—Rancho Mirage, CA
SEPTEMBER	CWA/USDP Committee Meeting—San Francisco, CA CPUC 14th Annual Supplier Diversity En Banc—San Francisco, CA ABA 40th Annual Awards Banquet—Universal City, CA
OCTOBER	CWA/USDP Committee Meeting—Long Beach, CA Meet the Primes Event—Long Beach, CA Joint Utilities Quarterly Meeting—Sacramento, CA
NOVEMBER	No Events to Report
DECEMBER	CWA/USDP Committee Meeting—San Francisco, CA Joint Utilities Quarterly Meeting—San Francisco, CA

Summary of Purchases or Contracts

WMDVLGBTBE ANNUAL RESULTS BY ETHNICITY

		2016			
		Direct \$	Sub \$	Total \$	%
Minority Male	Asian Pacific American	\$ 230,594	\$ 0	\$ 0	0.89%
	African American	\$ 0	\$ 0	\$ 0	0.00%
	Hispanic American	\$3,379,729	\$ 0	\$ 0	12.99%
	Native American	\$ 0	\$ 0	\$ 0	0.00%
	Total Minority Male	\$ 3,610,323	\$ 0	\$ 0	13.88%
Minority Female	Asian Pacific American	\$ 2,980	\$ 0	\$ 0	0.01%
	African American	\$ 0	\$ 0	\$ 0	0.00%
	Hispanic American	\$ 78,937	\$ 0	\$ 0	0.30%
	Native American	\$ 0	\$ 0	\$ 0	0.00%
	Total Minority Female	\$ 81,917	\$ 0	\$ 0	0.31%
Total Minority Business Enterprise (MBE)		\$3,692,240	\$ 0	\$ 0	14.19%
Women Business Enterprise (WBE)		\$2,520,135	\$ 0	\$ 0	9.69%
Lesbian, Gay, Bisexual, Transgender Business Enterprise (LGBTBE)		\$2,413,605	\$ 0	\$ 0	9.28%
Disabled Veteran Business Enterprise (DVBE)		\$ 12,167	\$ 0	\$ 0	0.05%
Other 8(a)*		\$ 0	\$ 0	\$ 0	0.00%
TOTAL WMDVLGBTBE		\$8,638,146	\$ 0	\$ 0	33.21%
Net Procurement**	\$26,010,962				

NOTE: *FIRMS CLASSIFIED AS 8(a) OF SMALL BUSINESS ADMINISTRATION INCLUDES NON-WMDVLGBTBE
 **NET PROCUREMENT INCLUDES PURCHASE ORDER, NON-PURCHASE ORDER, AND CREDIT CARD DOLLARS
 Direct — DIRECT PROCUREMENT
 Sub — SUBCONTRACTOR PROCUREMENT
 % — PERCENTAGE OF NET PROCUREMENT

\$3,610,323
total minority males

\$81,917
total minority females

SECTION 9.1.2

Summary of Purchases or Contracts

WMDVLGBTBE DIRECT PROCUREMENT
BY PRODUCT AND SERVICE CATEGORIES

			Products		Services		TOTAL	
			\$	%	\$	%	\$	%
Minority Male	Asian Pacific American	Direct	\$ 148,112	0.57%	\$ 82,482	0.32%	\$ 230,594	0.89%
	African American	Direct	\$ 0	0.00%	\$ 0	0.00%	\$ 0	0.00%
	Hispanic American	Direct	\$ 0	0.00%	\$3,379,729	12.99%	\$3,379,729	12.99%
	Native American	Direct	\$ 0	0.00%	\$ 0	0.00%	\$ 0	0.00%
	Total Minority Male	Direct	\$ 148,112	0.57%	\$ 3,462,211	13.31%	\$ 3,610,323	13.88%
Minority Female	Asian Pacific American	Direct	\$ 0	0.00%	\$ 2,980	0.01%	\$ 2,980	0.01%
	African American	Direct	\$ 0	0.00%	\$ 0	0.00%	\$ 0	0.00%
	Hispanic American	Direct	\$ 0	0.00%	\$ 78,937	0.30%	\$ 78,937	0.30%
	Native American	Direct	\$ 0	0.00%	\$ 0	0.00%	\$ 0	0.00%
	Total Minority Female	Direct	\$ 0	0.00%	\$ 81,917	0.31%	\$ 81,917	0.31%
Total Minority Business Enterprise (MBE)	Direct	\$ 148,112	0.57%	\$3,544,128	13.63%	\$3,692,240	14.19%	
Women Business Enterprise (WBE)	Direct	\$ 599,893	2.31%	\$1,920,242	7.38%	\$2,520,135	9.69%	
Lesbian, Gay, Bisexual, Transgender Business Enterprise (LGBTBE)	Direct	\$ 0	0.00%	\$2,413,605	9.28%	\$2,413,605	9.28%	
Disabled Veteran Business Enterprise (DVBE)	Direct	\$ 0	0.00%	\$ 12,167	0.05%	\$ 12,167	0.05%	
Other 8(a)*	Direct	\$ 0	0.00%	\$ 0	0.00%	\$ 0	0.00%	
TOTAL WMDVLGBTBE	Direct	\$ 748,005	2.88%	\$7,890,141	30.33%	\$8,638,146	33.21%	
Total Product Procurement		\$ 1,759,776						
Total Service Procurement		\$ 24,251,186						
Net Procurement		\$ 26,010,962						
Total Number of WMDVLGBTBEs that Received Direct Spend							35	

NOTE: *FIRMS CLASSIFIED AS 8(a) OF SMALL BUSINESS ADMINISTRATION INCLUDES NON-WMDVLGBTBE
**NET PROCUREMENT INCLUDES PURCHASE ORDER, NON-PURCHASE ORDER, AND CREDIT CARD DOLLARS
Direct — DIRECT PROCUREMENT
Sub — SUBCONTRACTOR PROCUREMENT
% — PERCENTAGE OF NET PROCUREMENT

SECTION 9.1.2

Summary of Purchases or Contracts

WMDVLGBTBE SUBCONTRACTOR PROCUREMENT
BY PRODUCT AND SERVICE CATEGORIES

		Products		Services		TOTAL		
		\$	%	\$	%	\$	%	
Minority Male	Asian Pacific American	Sub	\$ 0	0.00%	\$ 17,000	0.07%	\$ 17,000	0.07%
	African American	Sub	\$ 0	0.00%	\$ 0	0.00%	\$ 0	0.00%
	Hispanic American	Sub	\$ 0	0.00%	\$ 7,038	0.03%	\$ 7,038	0.03%
	Native American	Sub	\$ 0	0.00%	\$ 0	0.00%	\$ 0	0.00%
	Total Minority Male	Sub	\$ 0	0.00%	\$ 24,038	0.09%	\$ 24,038	0.09%
Minority Female	Asian Pacific American	Sub	\$ 0	0.00%	\$ 0	0.00%	\$ 0	0.00%
	African American	Sub	\$ 0	0.00%	\$ 0	0.00%	\$ 0	0.00%
	Hispanic American	Sub	\$ 0	0.00%	\$ 0	0.00%	\$ 0	0.00%
	Native American	Sub	\$ 0	0.00%	\$ 0	0.00%	\$ 0	0.00%
	Total Minority Female	Sub	\$ 0	0.00%	\$ 0	0.00%	\$ 0	0.00%
Total Minority Business Enterprise (MBE)	Sub	\$ 0	0.00%	\$ 24,038	0.09%	\$ 24,038	0.09%	
Women Business Enterprise (WBE)	Sub	\$ 0	0.00%	\$ 10,957	0.05%	\$ 10,957	0.04%	
Lesbian, Gay, Bisexual, Transgender Business Enterprise (LGBTBE)	Sub	\$ 0	0.00%	\$ 0	0.00%	\$ 0	0.00%	
Disabled Veteran Business Enterprise (DVBE)	Sub	\$ 0	0.00%	\$ 0	0.00%	\$ 0	0.00%	
Other 8(a)*	Sub	\$ 0	0.00%	\$ 0	0.00%	\$ 0	0.00%	
TOTAL WMDVLGBTBE	Sub	\$ 0	0.00%	\$ 34,995	0.13%	\$ 34,995	0.13%	
Total Product Procurement		\$ 1,759,776						
Total Service Procurement		\$ 24,251,186						
Net Procurement**		\$ 26,010,962						

NOTE: *FIRMS CLASSIFIED AS 8(a) OF SMALL BUSINESS ADMINISTRATION INCLUDES NON-WMDVLGBTBE
**NET PROCUREMENT INCLUDES PURCHASE ORDER, NON-PURCHASE ORDER, AND CREDIT CARD DOLLARS
Direct — DIRECT PROCUREMENT
Sub — SUBCONTRACTOR PROCUREMENT
% — PERCENTAGE OF NET PROCUREMENT

SECTION 9.1.2

WMDVLGBTBE PROCUREMENT BY STANDARD INDUSTRIAL CATEGORIES

SIC Category	Asian Pacific American		African American		Hispanic American		Native American		Minority Business Enterprise (MBE)	Women Business Enterprise (WBE)	Lesbian, Gay, Bisexual, Transgender Business Enterprise (LGBTBE)	Disabled Veterans Business Enterprise (DVBE)	Other 8(a)**	Total WMDVLGBTBE	Total Dollars
	Male	Female	Male	Female	Male	Female	Male	Female							
15. General Bldg. Contractors	\$ 0	0.0%	0	0	0	0	0	0	0	0	0	0	0	0	56,814
	%	0.0%	0.0%	0.0%	0.0%	0.0%	0.0%	0.0%	0.0%	0.0%	0.0%	0.0%	0.0%	0.0%	0.0%
16. Heavy Construction	\$ 0	0.0%	0	0	2,856,114	0	0	0	2,856,114	1,791,034	0	0	0	4,647,148	6,565,594
	%	0.0%	0.0%	0.0%	43.50%	0.00%	0.00%	0.00%	43.50%	27.28%	0.0%	0.0%	0.0%	70.78%	70.78%
17. Special Trade Contractors	\$ 0	0.0%	0	0	290,170	33,294	0	0	323,465	1,400	0	8,529	0	333,394	543,161
	%	0.0%	0.0%	0.0%	53.42%	6.13%	0.00%	0.00%	59.55%	0.26%	0.00%	1.57%	0.0%	61.38%	61.38%
27. Printing and Publishing	\$ 0	0.0%	0	0	0	0	0	0	0	21,862	0	0	0	21,862	21,862
	%	0.0%	0.0%	0.0%	0.0%	0.0%	0.0%	0.0%	0.0%	100.0%	0.0%	0.0%	0.0%	100.00%	100.00%
28. Chemicals and Allied Products	\$ 0	0.0%	0	0	0	0	0	0	0	0	0	0	0	0	3,808
	%	0.0%	0.0%	0.0%	0.0%	0.0%	0.0%	0.0%	0.0%	0.0%	0.0%	0.0%	0.0%	0.0%	0.0%
29. Petroleum and Coal Products	\$ 0	0.0%	0	0	0	0	0	0	0	0	0	0	0	0	2,550
	%	0.0%	0.0%	0.0%	0.0%	0.0%	0.0%	0.0%	0.0%	0.0%	0.0%	0.0%	0.0%	0.0%	0.0%
30. Rubber and Misc. Plastics	\$ 0	0.0%	0	0	0	0	0	0	0	0	0	0	0	0	8,197
	%	0.0%	0.0%	0.0%	0.0%	0.0%	0.0%	0.0%	0.0%	0.0%	0.0%	0.0%	0.0%	0.0%	0.0%
34. Fabricated Metal Products	\$ 0	0.0%	0	0	0	0	0	0	0	0	0	0	0	0	7,477
	%	0.0%	0.0%	0.0%	0.0%	0.0%	0.0%	0.0%	0.0%	0.0%	0.0%	0.0%	0.0%	0.0%	0.0%
35. Industrial Machinery	\$ 0	0.0%	0	0	0	0	0	0	0	0	0	0	0	0	10,362
	%	0.0%	0.0%	0.0%	0.0%	0.0%	0.0%	0.0%	0.0%	0.0%	0.0%	0.0%	0.0%	0.0%	0.0%
36. Electronic and Other Electric Equipment	\$ 0	0.0%	0	0	0	0	0	0	0	0	0	3,637	0	3,637	26,568
	%	0.0%	0.0%	0.0%	0.0%	0.0%	0.0%	0.0%	0.0%	0.0%	0.0%	13.7%	0.0%	13.69%	13.69%
37. Transportation Equipment	\$ 0	0.0%	0	0	0	0	0	0	0	0	0	0	0	0	199
	%	0.0%	0.0%	0.0%	0.0%	0.0%	0.0%	0.0%	0.0%	0.0%	0.0%	0.0%	0.0%	0.0%	0.0%
38. Instruments and Related Products	\$ 0	0.0%	0	0	0	0	0	0	0	0	0	0	0	0	13,988
	%	0.0%	0.0%	0.0%	0.0%	0.0%	0.0%	0.0%	0.0%	0.0%	0.0%	0.0%	0.0%	0.0%	0.0%
42. Trucking and Warehousing	\$ 0	0.0%	0	0	0	0	0	0	0	0	0	0	0	0	218
	%	0.0%	0.0%	0.0%	0.0%	0.0%	0.0%	0.0%	0.0%	0.0%	0.0%	0.0%	0.0%	0.0%	0.0%
46. Pipelines, except natural gas	\$ 0	0.0%	0	0	0	0	0	0	0	0	2,413,605	0	0	2,413,605	2,413,605
	%	0.0%	0.0%	0.0%	0.0%	0.0%	0.0%	0.0%	0.0%	0.0%	100.0%	0.0%	0.0%	100.00%	100.00%
47. Transportation Services	\$ 0	0.0%	0	0	0	0	0	0	0	0	0	0	0	0	8,872
	%	0.0%	0.0%	0.0%	0.0%	0.0%	0.0%	0.0%	0.0%	0.0%	0.0%	0.0%	0.0%	0.0%	0.0%
48. Communication	\$ 0	0.0%	0	0	0	0	0	0	0	0	0	0	0	0	538,634
	%	0.0%	0.0%	0.0%	0.0%	0.0%	0.0%	0.0%	0.0%	0.0%	0.0%	0.0%	0.0%	0.0%	0.0%
49. Electric, Gas & Sanitary Services	\$ 0	0.0%	0	0	0	0	0	0	0	0	0	0	0	0	1,117
	%	0.0%	0.0%	0.0%	0.0%	0.0%	0.0%	0.0%	0.0%	0.0%	0.0%	0.0%	0.0%	0.0%	0.0%

SECTION 9.1.2

WMDVLGBTBE PROCUREMENT BY STANDARD INDUSTRIAL CATEGORIES

SIC Category	Asian Pacific American		African American		Hispanic American		Native American		Minority Business Enterprise (MBE)	Women Business Enterprise (WBE)	Lesbian, Gay, Bisexual, Transgender Business Enterprise (LGBTBE)	Disabled Veterans Business Enterprise (DVBE)	Other 8(a)**	Total WMDVLGBTBE	Total Dollars
	Male	Female	Male	Female	Male	Female	Male	Female							
15. General Bldg. Contractors	\$ 0	0.0%	0	0	0	0	0	0	0	0	0	0	0	0	56,814
	%	0.0%	0.0%	0.0%	0.0%	0.0%	0.0%	0.0%	0.0%	0.0%	0.0%	0.0%	0.0%	0.0%	
16. Heavy Construction	\$ 0	0.0%	0	0	2,856,114	0	0	0	2,856,114	1,791,034	0	0	0	4,647,148	6,565,594
	%	0.0%	0.0%	0.0%	43.50%	0.00%	0.00%	0.00%	43.50%	27.28%	0.0%	0.0%	0.0%	70.78%	
17. Special Trade Contractors	\$ 0	0.0%	0	0	290,170	33,294	0	0	323,465	1,400	0	8,529	0	333,394	543,161
	%	0.0%	0.0%	0.0%	53.42%	6.13%	0.00%	0.00%	59.55%	0.26%	0.00%	1.57%	0.0%	61.38%	
27. Printing and Publishing	\$ 0	0.0%	0	0	0	0	0	0	0	21,862	0	0	0	21,862	21,862
	%	0.0%	0.0%	0.0%	0.0%	0.0%	0.0%	0.0%	0.0%	100.0%	0.0%	0.0%	0.0%	100.00%	
28. Chemicals and Allied Products	\$ 0	0.0%	0	0	0	0	0	0	0	0	0	0	0	0	3,808
	%	0.0%	0.0%	0.0%	0.0%	0.0%	0.0%	0.0%	0.0%	0.0%	0.0%	0.0%	0.0%	0.0%	
29. Petroleum and Coal Products	\$ 0	0.0%	0	0	0	0	0	0	0	0	0	0	0	0	2,550
	%	0.0%	0.0%	0.0%	0.0%	0.0%	0.0%	0.0%	0.0%	0.0%	0.0%	0.0%	0.0%	0.0%	
30. Rubber and Misc. Plastics	\$ 0	0.0%	0	0	0	0	0	0	0	0	0	0	0	0	8,197
	%	0.0%	0.0%	0.0%	0.0%	0.0%	0.0%	0.0%	0.0%	0.0%	0.0%	0.0%	0.0%	0.0%	
34. Fabricated Metal Products	\$ 0	0.0%	0	0	0	0	0	0	0	0	0	0	0	0	7,477
	%	0.0%	0.0%	0.0%	0.0%	0.0%	0.0%	0.0%	0.0%	0.0%	0.0%	0.0%	0.0%	0.0%	
35. Industrial Machinery	\$ 0	0.0%	0	0	0	0	0	0	0	0	0	0	0	0	10,362
	%	0.0%	0.0%	0.0%	0.0%	0.0%	0.0%	0.0%	0.0%	0.0%	0.0%	0.0%	0.0%	0.0%	
36. Electronic and Other Electric Equipment	\$ 0	0.0%	0	0	0	0	0	0	0	0	0	3,637	0	3,637	26,568
	%	0.0%	0.0%	0.0%	0.0%	0.0%	0.0%	0.0%	0.0%	0.0%	0.0%	13.7%	0.0%	13.69%	
37. Transportation Equipment	\$ 0	0.0%	0	0	0	0	0	0	0	0	0	0	0	0	199
	%	0.0%	0.0%	0.0%	0.0%	0.0%	0.0%	0.0%	0.0%	0.0%	0.0%	0.0%	0.0%	0.0%	
38. Instruments and Related Products	\$ 0	0.0%	0	0	0	0	0	0	0	0	0	0	0	0	13,988
	%	0.0%	0.0%	0.0%	0.0%	0.0%	0.0%	0.0%	0.0%	0.0%	0.0%	0.0%	0.0%	0.0%	
42. Trucking and Warehousing	\$ 0	0.0%	0	0	0	0	0	0	0	0	0	0	0	0	218
	%	0.0%	0.0%	0.0%	0.0%	0.0%	0.0%	0.0%	0.0%	0.0%	0.0%	0.0%	0.0%	0.0%	
46. Pipelines, except natural gas	\$ 0	0.0%	0	0	0	0	0	0	0	0	2,413,605	0	0	2,413,605	2,413,605
	%	0.0%	0.0%	0.0%	0.0%	0.0%	0.0%	0.0%	0.0%	0.0%	100.0%	0.0%	0.0%	100.00%	
47. Transportation Services	\$ 0	0.0%	0	0	0	0	0	0	0	0	0	0	0	0	8,872
	%	0.0%	0.0%	0.0%	0.0%	0.0%	0.0%	0.0%	0.0%	0.0%	0.0%	0.0%	0.0%	0.0%	
48. Communication	\$ 0	0.0%	0	0	0	0	0	0	0	0	0	0	0	0	538,634
	%	0.0%	0.0%	0.0%	0.0%	0.0%	0.0%	0.0%	0.0%	0.0%	0.0%	0.0%	0.0%	0.0%	
49. Electric, Gas & Sanitary Services	\$ 0	0.0%	0	0	0	0	0	0	0	0	0	0	0	0	1,117
	%	0.0%	0.0%	0.0%	0.0%	0.0%	0.0%	0.0%	0.0%	0.0%	0.0%	0.0%	0.0%	0.0%	

SECTION 9.1.2

WMDVLGBTBE PROCUREMENT BY STANDARD INDUSTRIAL CATEGORIES

SIC Category	Asian Pacific American		African American		Hispanic American		Native American		Minority Business Enterprise (MBE)	Women Business Enterprise (WBE)	Lesbian, Gay, Bisexual, Transgender Business Enterprise (LGBTBE)	Disabled Veterans Business Enterprise (DVBE)	Other 8(a)**	Total WMDVLGBTBE	Total Dollars
	Male	Female	Male	Female	Male	Female	Male	Female							
75. Auto Repair, Services, and Parking	\$ 0	0.0%	\$ 0	0.0%	\$ 0	0.0%	\$ 0	0.0%	0	0.0%	0	0.0%	0	0	66,785
76. Miscellaneous Repair Services	\$ 0	2,980	\$ 0	0	\$ 0	0	\$ 0	0	2,980	0	0	0.0%	0	2,980	197,451
79. Amusement & Recreational	\$ 0	1.5%	\$ 0	0.0%	\$ 0	0.0%	\$ 0	0.0%	1,511	0	0	0.0%	0	1,511	1,612
80. Health Services	\$ 0	0.0%	\$ 0	0.0%	\$ 0	0.0%	\$ 0	0.0%	0	0	0	0.0%	0	0	7,610
81. Legal Services	\$ 43,086	0	\$ 0	0.0%	\$ 0	0.0%	\$ 0	0.0%	43,086	0	0	0.0%	0	43,086	1,207,630
82. Educational Services	\$ 3,616	0.0%	\$ 0	0.0%	\$ 0	0.0%	\$ 0	0.0%	3,571	0	0	0.0%	0	3,571	41,028
83. Social Services	\$ 0	0.0%	\$ 0	0.0%	\$ 0	0.0%	\$ 0	0.0%	0	0	0	0.0%	0	0	3,870
86. Membership Organizations	\$ 0	0.0%	\$ 0	0.0%	\$ 0	0.0%	\$ 0	0.0%	0	0	0	0.0%	0	0	11,284
87. Engineering and Management Services	\$ 0	0.0%	\$ 0	0.0%	\$ 0	0.0%	\$ 0	0.0%	0	0	0	0.0%	0	0	1,634,156
91. Executive, Legislative, & General Housing	\$ 0	0.0%	\$ 0	0.0%	\$ 0	0.0%	\$ 0	0.0%	0	0	0	0.0%	0	0	850
Total	\$ 230,594	0.01%	\$ 3,379,729	0.30%	\$ 3,379,729	12.99%	\$ 0	0.00%	\$ 3,692,240	9.69%	\$ 2,413,605	0.05%	\$ 0	\$ 8,638,146	\$ 26,010,962

Total Product Procurement \$ 1,759,776
 Total Service Procurement \$ 24,251,186

Net Procurement*** \$ 26,010,962

NOTE: * FIRMS WITH MULTI-MINORITY OWNERSHIP STATUS
 ** FIRMS CLASSIFIED AS 8(a) OF SMALL BUSINESS ADMINISTRATION INCLUDES NON-WMDVLGBTBE
 *** NET PROCUREMENT INCLUDES PURCHASE ORDER, NON-PURCHASE ORDER, AND CREDIT CARD DOLLARS
 TOTAL DOLLARS — TOTAL PROCUREMENT DOLLAR AMOUNT IN THE SPECIFIC SIC CATEGORY
 % — PERCENTAGE OF TOTAL DOLLARS

SECTION 9.1.2

NUMBER OF WMDV/LGBTBE SUPPLIERS AND REVENUE REPORTED TO THE CLEARINGHOUSE

DATA ON NUMBER OF SUPPLIERS

# WMDV/LGBTBEs	Revenue Reported to CHS					Utility-Specific 2016 Summary						
	MBE	WBE	LGBTBE	DVBE	Other 8(a)*	Grand Total	MBE	WBE	LGBTBE	DVBE	Other 8(a)*	Grand Total
Under \$1 million	5	8		1		14	5	8		1		14
Under \$5 million	4	8				12	4	8				12
Under \$10 million	2	1				3	2	1				3
Above \$10 million	2	3	1			6	2		1			6
TOTAL	13	20	1	1	0	35	13	20	1	1	0	35

REVENUE AND PAYMENT DATA

WMDV/LGBTBE \$M	Revenue Reported to CHS					Utility-Specific 2016 Summary						
	MBE	WBE	LGBTBE	DVBE	Other 8(a)*	Grand Total	MBE	WBE	LGBTBE	DVBE	Other 8(a)*	Grand Total
Under \$1 million	\$ 201,283,569.00	\$ 2,998,792.73				\$ 204,282,361.73	\$ 164,914.85	\$ 113,478.46				\$ 278,393.31
Under \$5 million	\$ 2,509,409,289.00	\$ 21,065,101.00				\$ 2,530,474,390.00	\$ 415,319.73	\$ 1,729,573.62				\$ 2,144,893.35
Under \$10 million	\$ 97,904,044.00	\$ 14,251,619.00				\$ 112,155,663.00	\$ 47,036.59	\$ 38,514.00				\$ 85,550.59
Above \$10 million	\$ 1,497,608,000.00	\$ 52,408,000.00	\$ 12,000,000.00			\$ 1,562,016,000.00	\$ 2,990,134.12	\$ 760,395.83	\$ 2,413,604.80			\$ 6,164,134.75
TOTAL	\$4,306,204,902.00	\$ 90,723,512.73	\$ 12,000,000.00	\$ 0.00	\$ 0.00	\$ 4,408,928,414.73	\$ 3,617,405.29	\$ 2,641,961.91	\$ 2,413,604.80	\$ 0.00	\$ 0.00	\$ 8,672,972.00

NOTE: * FIRMS CLASSIFIED AS 8(a) OF SMALL BUSINESS ADMINISTRATION INCLUDES NON-WMDV/LGBTBE
CHS: SUPPLIER CLEARINGHOUSE



Summary of Expenses

WMDVLGBTBE PROGRAM EXPENSES

Expense Category	2016 (Actual)
Wages	\$ 28,687
Other Employee Expenses	\$ 19,859
Program Expenses	\$ 10,400
Reporting Expenses	\$ 5,000
Training	\$ 0
Consultants	\$ 800
Other	\$ 0
TOTAL	\$64,746



“Our Supplier Diversity Program at Liberty Utilities continues to grow through employee input, practices, company goals, and continued results.”

—Daniel Rodriguez, Diversity Coordinator



On right:
 Roger and Carmina Ortiz
 ACP Publications & Marketing
 Established 2006
 Jurupa Valley, CA

Description of Progress in Meeting or Exceeding Set Goals

Our net procurement decreased from about \$31 million in 2015 to \$26 million, primarily due to condemnation-related constraints for Liberty Apple Valley. Because our main replacement program was modified in Apple Valley, we were challenged to replace diversity spend in areas outside of heavy construction. However, we were pleased to achieve 33.21% diversity despite the budget limitations.

WMDVLGBTBE RESULTS AND GOALS

Category	2015 Year Results	2016 Year Results	2016 CPUC Year Goals
Minority Male	11.47%	13.88%	N/A
Minority Female	0.43%	0.31%	N/A
Minority Business Enterprise (MBE)	11.91%	14.19%	15.00%
Women Business Enterprise (WBE)	21.60%	9.69%	5.00%
Lesbian, Gay, Bisexual and Transgender Business Enterprise (LGBTBE)	6.38%	9.28%	TBD
Disabled Veteran Business Enterprise (DVBE)	0.06%	0.05%	1.50%
TOTAL WMDVLGBTBE	39.94%	33.21%	21.50%

% – PERCENTAGE OF NET PROCUREMENT



33%
*spend with
diverse businesses*

Summary of Prime Contractor Utilization of WMDVLGBTBE Subcontractors

Our procurement documents and potential vendor packages reflect Liberty Utilities' commitment to the utilization of women, minority, disabled veteran, lesbian, gay, bisexual and transgender business enterprises. We now have a viable second-tier program. We encourage contractors on large jobs to unbundle the work effort to allow the use of diversity subcontractors and track that spend in a second-tier program.

Second-tier spend is spend reported by primary suppliers of Liberty Utilities which have diversity subcontractors working on a contract. Depending upon the contract, primary suppliers may be requested to submit second-tier information with WMDVLGBTBE companies.

We have helped non-minority prime contractors become familiar with second-tier tracking and meet potential diversity suppliers during the "Meet the Primes" event in Southern California.

SUMMARY OF PRIME CONTRACTOR UTILIZATION OF WMDVLGBTBE SUBCONTRACTORS

	Minority Male	Minority Female	Minority Business Enterprise (MBE)	Women Business Enterprise (WBE)	Lesbian, Gay, Bisexual, Transgender Business Enterprise (LGBTBE)	Disabled Veterans Business Enterprise (DVBE)	Other 8(a)*	TOTAL WMDVLGBTBE
Direct \$	\$3,610,323	\$81,917	\$3,692,240	\$2,540,135	\$2,413,605	\$ 12,167	\$ 0	\$8,638,146
Subcontracting \$	\$ 24,038	\$ 0	\$ 24,038	\$ 10,957	\$ 0	\$ 0	\$ 0	\$ 34,995
Total \$	\$3,658,399	\$81,917	\$ 3,740,315	\$2,542,049	\$2,413,605	\$ 12,167	\$ 0	\$8,673,141
Direct %	13.97%	0.31%	14.28%	9.73%	9.28%	0.05%	0.00%	33.21%
Subcontracting %	0.09%	0.00%	0.09%	0.04%	0.00%	0.00%	0.00%	0.13%
Total %	14.06%	0.31%	14.38%	9.77%	9.28%	0.05%	0.00%	33.34%
Net Procurement**	\$26,010,962							

NOTE: *FIRMS CLASSIFIED AS 8(a) OF SMALL BUSINESS ADMINISTRATION INCLUDES NON-WMDVLGBTBE
 **NET PROCUREMENT INCLUDES PURCHASE ORDER, NON-PURCHASE ORDER, AND CREDIT CARD DOLLARS
 Direct — DIRECT PROCUREMENT
 Sub — SUBCONTRACTOR PROCUREMENT
 % — PERCENTAGE OF NET PROCUREMENT

SECTION 9.1.6

A List of Complaints Received and Current Status

Liberty Utilities received no program complaints during 2016.

SECTION 9.1.7

Description of Efforts to Recruit WMDVLGBTBE Suppliers in Low-Utilization Categories

Our efforts to recruit diverse suppliers in low-utilization areas consist of attending specialized events sponsored by the CPUC, Small Business Administration and the California Disabled Veterans Business Enterprise, where we connect with vendors in these areas, specifically disabled veterans and professional services.



2017 PLANS

SECTION 10.1.1 WMDVLGBTBE ANNUAL SHORT, MID, AND LONG-TERM GOALS BY PRODUCT AND SERVICE CATEGORY

	Short-Term 2017					Mid-Term 2018					Long-Term 2019				
	Minority Business Enterprise (MBE)	Women Business Enterprise (WBE)	Lesbian, Gay, Bisexual, Transgender Business Enterprise (LGBTBE)	Disabled Veterans Business Enterprise (DVBE)	WMDVLGBTBE	Minority Business Enterprise (MBE)	Women Business Enterprise (WBE)	Lesbian, Gay, Bisexual, Transgender Business Enterprise (LGBTBE)	Disabled Veterans Business Enterprise (DVBE)	WMDVLGBTBE	Minority Business Enterprise (MBE)	Women Business Enterprise (WBE)	Lesbian, Gay, Bisexual, Transgender Business Enterprise (LGBTBE)	Disabled Veterans Business Enterprise (DVBE)	WMDVLGBTBE
Products															
36. Electronic Equipment	0.00%	0.00%	0.00%	0.01%	0.01%	0.00%	0.00%	0.00%	0.01%	0.01%	0.00%	0.00%	0.00%	0.01%	0.01%
50. Wholesale Durable Goods	0.57%	1.91%	0.00%	0.00%	2.47%	0.57%	1.91%	0.00%	0.00%	2.47%	0.57%	1.91%	0.00%	0.00%	2.47%
Subtotal	0.57%	1.91%	0.00%	0.01%	2.49%	0.57%	1.91%	0.00%	0.01%	2.49%	0.57%	1.91%	0.00%	0.01%	2.49%
Services															
16. Heavy Construction	10.98%	6.89%	0.00%	0.00%	17.87%	10.98%	6.89%	0.00%	0.00%	17.87%	10.98%	6.89%	0.00%	0.00%	17.87%
17. Special Trade Contractors	1.24%	0.01%	0.00%	0.03%	1.28%	1.24%	0.01%	0.00%	0.03%	1.28%	1.24%	0.01%	0.00%	0.03%	1.28%
Z1. Printing and Publishing	0.00%	0.08%	0.00%	0.00%	0.08%	0.00%	0.08%	0.00%	0.00%	0.08%	0.00%	0.08%	0.00%	0.00%	0.08%
46. Pipelines, except natural gas	0.00%	0.00%	9.28%	0.00%	9.28%	0.00%	0.00%	9.28%	0.00%	9.28%	0.00%	0.00%	9.28%	0.00%	9.28%
55. Automotive Dealers and Service Stations	0.00%	0.37%	0.00%	0.00%	0.37%	0.00%	0.37%	0.00%	0.00%	0.37%	0.00%	0.37%	0.00%	0.00%	0.37%
63. Insurance Carriers	0.00%	0.05%	0.00%	0.00%	0.05%	0.00%	0.05%	0.00%	0.00%	0.05%	0.00%	0.05%	0.00%	0.00%	0.05%
73. Business Services	1.22%	0.39%	0.00%	0.00%	1.61%	1.22%	0.39%	0.00%	0.00%	1.61%	1.22%	0.39%	0.00%	0.00%	1.61%
76. Miscellaneous Repair Services	0.01%	0.00%	0.00%	0.00%	0.01%	0.01%	0.00%	0.00%	0.00%	0.01%	0.01%	0.00%	0.00%	0.00%	0.01%
81. Legal Services	0.17%	0.00%	0.00%	0.00%	0.17%	0.17%	0.00%	0.00%	0.00%	0.17%	0.17%	0.00%	0.00%	0.00%	0.17%
Subtotal	13.63%	7.78%	9.28%	0.03%	30.72%	13.63%	7.78%	9.28%	0.03%	30.72%	13.63%	7.78%	9.28%	0.03%	30.72%
TOTAL	14.19%	9.69%	9.28%	0.05%	33.21%	14.19%	9.69%	9.28%	0.05%	33.21%	14.19%	9.69%	9.28%	0.05%	33.21%



Description of WMDVLGBTBE Planned Program Activities for the Next Calendar

Program activities in 2017 for Liberty Utilities will include:

- a) Introduce the supplier diversity program to the other Liberty Utilities companies. Coordinate supplier diversity activities with Liberty Utilities (CalPeco Electric) LLC.
- b) Meet quarterly with our USDP Committee to analyze procurement needs and processes.
- c) Coordinate and participate in the Eighth Annual Contractors Meetings in Northern and Southern California. Meet and educate prime contractors on second-tier spending.
- d) Focus on our current vendors to determine their eligibility as a WMDVLGBTBE.
- e) Develop more materials and methods to communicate with and support vendors regarding GO 156 and the certification process.
- f) Coach and assist with enrollment in the diversity program.
- g) Continue to request bids from diversity suppliers and non-diverse suppliers (second-tier).
- h) Further streamline our reporting process company- and industry-wide.



Employees from Liberty Apple Valley, along with the San Bernardino County Sheriff's office, worked with the Stars of Hope to distribute toys to underprivileged families.



SECTION 10.1.3

Plans for Recruiting WMDVLGBTBE Suppliers in Low-Utilization Categories

Liberty Utilities has reviewed our activities in low-utilization areas to identify where we can increase utilization of diverse vendors in those areas. We continue to pursue opportunities for suppliers in these under-utilized categories.

SECTION 10.1.4

Plans for Recruiting WMDVLGBTBE Suppliers Where Unavailable

Liberty Utilities currently has no plans to recruit suppliers where unavailable.

SECTION 10.1.5

Plans for Encouraging Prime Contractors to Subcontract WMDVLGBTBEs Support

Liberty Park Water and Liberty Apple Valley, in conjunction with CWA, will continue to host and sponsor events for prime contractors to build relationships and collaborate with diverse subcontractors, in order to support business growth and meet overall diversity goals.

SECTION 10.1.6

Plans for Complying with WMDVLGBTBE Program Guidelines

Liberty Utilities will work towards compliance with all guidelines required by GO 156.



Liberty Utilities (Park Water) Corp.
9750 Washburn Road
Downey, CA 90241
Phone: 562.923.0711

Liberty Utilities (Apple Valley) Corp.
21760 Ottawa Road
Apple Valley, CA 92308
Phone: 760.247.6484

**Local and Responsive.
We Care.**

