

# Resource Tracking Data

Data current as of May 2024



California Public  
Utilities Commission



# Notes on Resource Tracking Data

- **Notes on Online MWs data**

- All data are derived from CAISO [Master Generating Capability List](#), and CPUC [NQC Lists](#) with online dates between **Jan 1, 2020 – May 28, 2024**
- Nameplate Capacity is shown as “Net Dependable Capacity” in the CAISO Master Generating List file.
- Data shown excludes imports, except where specified.
- NQC values are “Estimated September NQC” and subject to change based on counting rules or changes to resource configurations.
- Data showing “Number of Projects” is derived by counting each unique CAISO resource ID as a project.
- “Natural Gas” includes Alamitos Unit 7 (675 MW) and Huntington Beach (674 MW), online in Feb 2020.

- **Notes on Expected New MWs**

- All data are from LSE self-reported contracting for projects expected to come online between 2024 and ~2028.
- Data are subject to change as the CPUC gets updated information from LSEs, IOU interconnection departments, developers and others.
- CPUC staff continue to refine the data included herein. Data in this presentation are current up until Q2 2024 and any subsequent postings will supersede prior postings.
- **Data included here are only the projects under contract to CPUC jurisdictional LSEs, and do not include all resources being developed in the state nor the CAISO footprint.**

- **Notes on Differences between Resource Tracking Data and IRP Compliance**

- Due to numerous differences, such as varied baselines and resource eligibility for compliance, data on New MW Online plus New MW Expected do not exactly match progress towards IRP compliance orders. For information on compliance with IRP Procurement orders, see compliance updates at [IRP Procurement Track \(ca.gov\)](#).

- **Notes on Updates and Questions**

- For the most up-to-date data publicly available, please visit the CPUC's Summer Reliability page.
- For any questions about the data, please contact [irpdatarequest@cpuc.ca.gov](mailto:irpdatarequest@cpuc.ca.gov)

# Part 1: New MW Online

- New Resources Online from 1/1/2020 to 5/28/24
  - By Nameplate, NQC, and Number of Projects
- New Resources Online by Year and Resource Type
  - By Nameplate and NQC
- New IRP Procurement Resources Online by Year and Resource Type
  - By Nameplate and NQC

Data includes projects online as of May 28, 2024

# New MWs - Key Takeaways

## Total New MW Online between 1/1/2020 thru 5/28/2024

	Nameplate Capacity (MW)	Estimated Sept. Net Qualifying Capacity (NQC) MW	Number of Projects by Resource IDs
New SB100 Resources, IN-CAISO	16,955	8,768	262
New Resources, IN-CAISO (includes Natural Gas)	18,432	10,242	274
<b>Total New Reliability Resources, including Imports</b>	<b>20,033</b>	<b>11,019</b>	<b>287</b>

## Total Storage Online in CAISO (all time)

	Nameplate Capacity (MW)	Estimated Sept. Net Qualifying Capacity (NQC) MW	Number of Projects by Resource IDs
<b>Battery Energy Storage Systems (BESS) Projects (Including Standalone BESS &amp; Hybrids)</b>	8,356	8,054	<b>130 (incl. 25 hybrids)</b>

**Note:** MW only include storage portion of hybrids

# New Energy Resources Online

Data includes projects online as of May 28, 2024

## New Resources Additions, Jan 1, 2020 – May 28, 2024, Cumulative

Technology Type	Nameplate Capacity (MW)	Estimated Sept. Net Qualifying Capacity (NQC) MW	Number of Projects
STORAGE	7,584	7,324	105
SOLAR	6,664	530	101
HYBRID (STORAGE/SOLAR)	1,539	758	23
WIND	1,088	125	21
GEOHERMAL	41	31	1
BIOGAS, BIOMAS, HYDRO	39	0	11
<b>Subtotal Total New SB100 Resources, IN-CAISO</b>	<b>16,955</b>	<b>8,768</b>	<b>262</b>
NATURAL GAS, incl. Alamitos & Huntington Beach	1,477	1,474	12
<b>Total New Resources, IN-CAISO</b>	<b>18,432</b>	<b>10,242</b>	<b>274</b>
New Imports, Pseudo-Tie or Dynamically Scheduled	1,601	777	13
<b>Total New Resources, including Imports</b>	<b>20,033</b>	<b>11,019</b>	<b>287</b>

### Notes:

All data shown derived from CAISO [Master Generating Capability List](#), and CPUC [NQC Lists](#).

Nameplate Capacity is shown as "Net Dependable Capacity" in the CAISO Master Generating List file. Data shown excludes imports, except where specified. All NQC values are "September NQC" and subject to change based on counting rules. "Project" is defined as a unique CAISO resource ID. "Natural Gas" includes Alamitos Unit 7 (675 MW) and Huntington Beach (674 MW) added in Feb 2020.



# New MWs Online - Nameplate

## By Year and Resource Type

Data includes projects online as of May 28, 2024

Technology Type	2020	2021	2022	2023	2024 to date	Total MW	# Projects
SOLAR	1,300	1,048	913	2,482	921	<b>6,664</b>	105
STORAGE	101	1,703	1,907	2,528	1,345	<b>7,584</b>	101
HYBRID (SOLAR + STORAGE)	0	26	890	470	153	<b>1,539</b>	23
WIND	16	304	367	171	230	<b>1,088</b>	21
GEOHERMAL	0	0	0	0	41	<b>41</b>	1
HYDRO	26	0	0	0	0	<b>26</b>	4
BIOMASS	0	2	3	3	0.5	<b>8</b>	3
BIOGAS	1	0	2	3	0	<b>6</b>	3
<b>Subtotal Total New SB100 Resources, IN-CAISO</b>	<b>1,444</b>	<b>3,083</b>	<b>4,082</b>	<b>5,657</b>	<b>2,690</b>	<b>16,955</b>	<b>262</b>
NATURAL GAS, incl. Alamitos & Huntington Beach	1,448	17	12	0	0	1,477	12
<b>Total New Resources, IN-CAISO</b>	<b>2,892</b>	<b>3,100</b>	<b>4,094</b>	<b>5,657</b>	<b>2,690</b>	<b>18,432</b>	<b>274</b>
New Imports, Pseudo-Tie or Dynamically Scheduled	695	807	49	50	0	1,601	13
<b>Total New Resources, including Imports</b>	<b>3,587</b>	<b>3,907</b>	<b>4,143</b>	<b>5,707</b>	<b>2,690</b>	<b>20,033</b>	<b>287</b>

# New MWs Online – Sept NQC

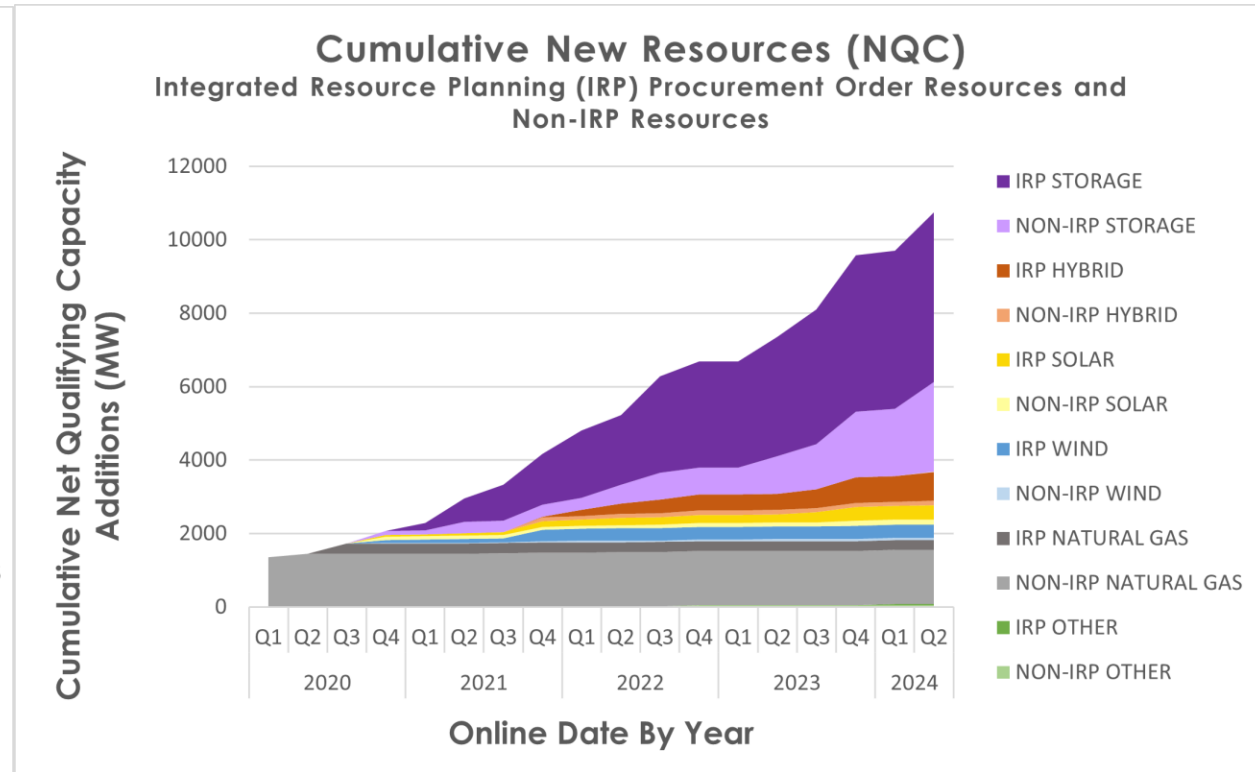
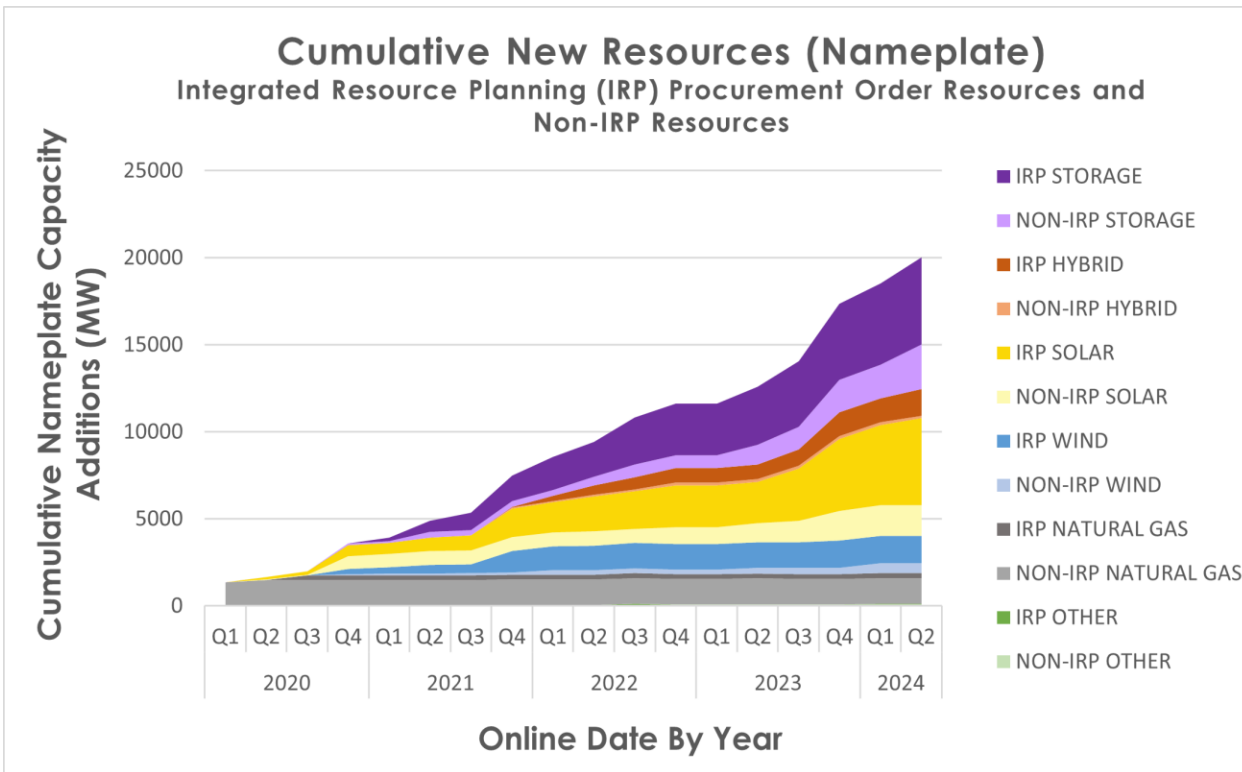
## By Year and Resource Type

Data includes projects online as of May 28, 2024

Technology Type	2020	2021	2022	2023	2024 to date	Total MW	# Projects
SOLAR	126	110	78	188	29	<b>530</b>	105
STORAGE	100	1,616	1,906	2,448	1,255	<b>7,324</b>	101
HYBRID (SOLAR + STORAGE)	0	8	440	214	95	<b>758</b>	23
WIND	7	41	46	30	0	<b>125</b>	21
GEOHERMAL	0	0	0	0	31	<b>31</b>	1
HYDRO	0	0	0	0	0	<b>0</b>	4
BIOMASS	0	0	0	0	0	<b>0</b>	3
BIOGAS	0	0	0	0	0	<b>0</b>	3
<b>Subtotal Total New SB100 Resources, IN-CAISO</b>	<b>233</b>	<b>1,775</b>	<b>2,470</b>	<b>2,879</b>	<b>1,410</b>	<b>8,767</b>	<b>262</b>
NATURAL GAS, incl. Alamitos & Huntington Beach	1,448	16	12	0	0	1,474	12
<b>Total New Resources, IN-CAISO</b>	<b>1,681</b>	<b>1,791</b>	<b>2,481</b>	<b>2,879</b>	<b>1,410</b>	<b>10,242</b>	<b>274</b>
New Imports, Pseudo-Tie or Dynamically Scheduled	380	317	30	50	0	777	13
<b>Total New Resources, including Imports</b>	<b>2,061</b>	<b>2,108</b>	<b>2,511</b>	<b>2,929</b>	<b>1,410</b>	<b>11,019</b>	<b>287</b>

# Total New Procurement By Year and Resource Type

Data includes projects online  
as of May 28, 2024



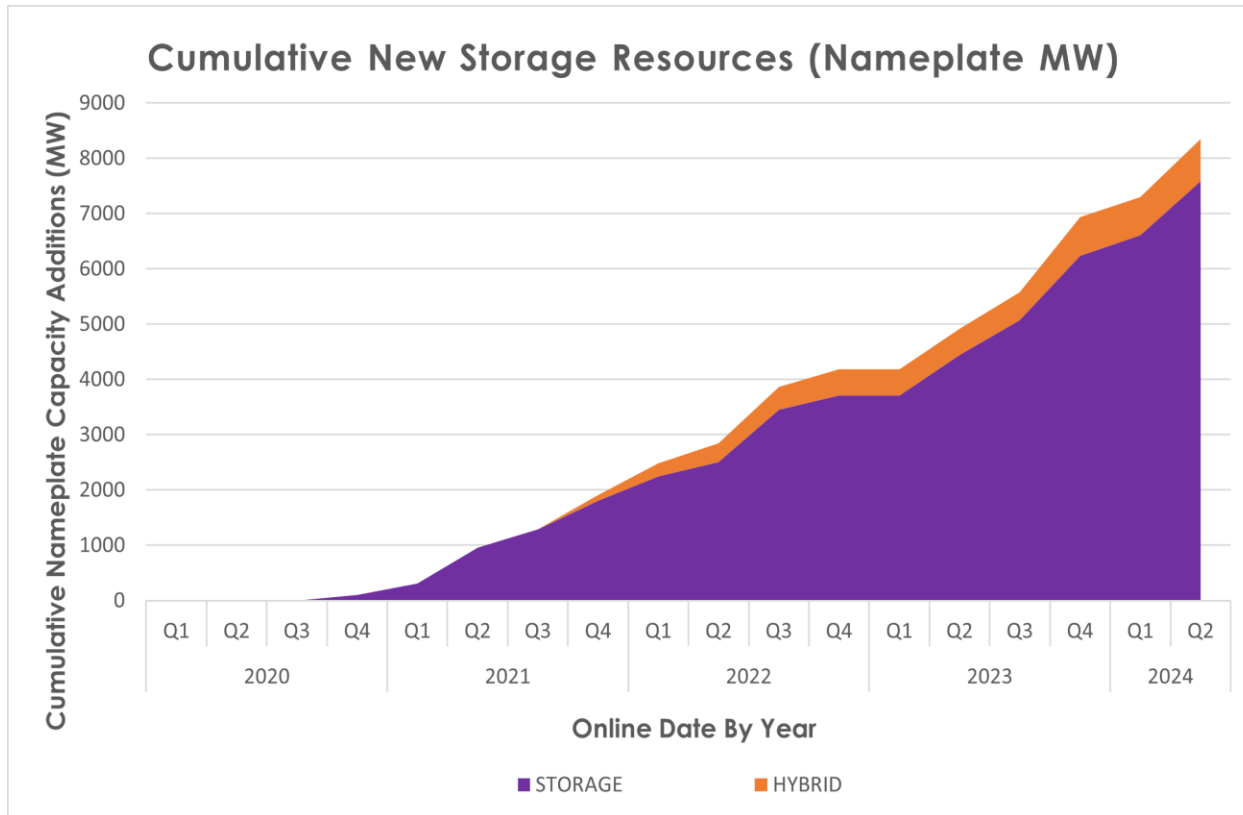
**Note:** Data shown here shows a snapshot of new resources added to the CAISO grid Q12020 – Q2 2024, including specified CAISO imports. "Other" resources include geothermal, biomass, biogas, and hydropower. Hybrids include some storage, and some other (usually solar) technology. "IRP Procurement Order Resources" refer to resources claimed for compliance with IRP Procurement Orders; "Non-IRP Resources" include resources that are not counting towards IRP Procurement order compliance, which occurs for a variety of reasons such as the resource was in development prior to IRP orders, the resource is energy-only, the resource is not under contract to a CPUC jurisdictional entity, etc.

**NQC** = Net qualifying capacity (NQC) and represents the amount the resource contributes to reliability; NQC can vary over time, and for each month of the year; the values shown are indicative of September NQC values for the resources.



# Total Storage Online By Year

Data includes projects online  
as of May 28, 2024



**Note:** Data shown here shows a snapshot of new resources added to the CAISO grid Q12020 – Q2 2024, including specified CAISO imports. Hybrids include some storage, and some other (usually solar) technology. MW shown here only include the storage portion of hybrids.

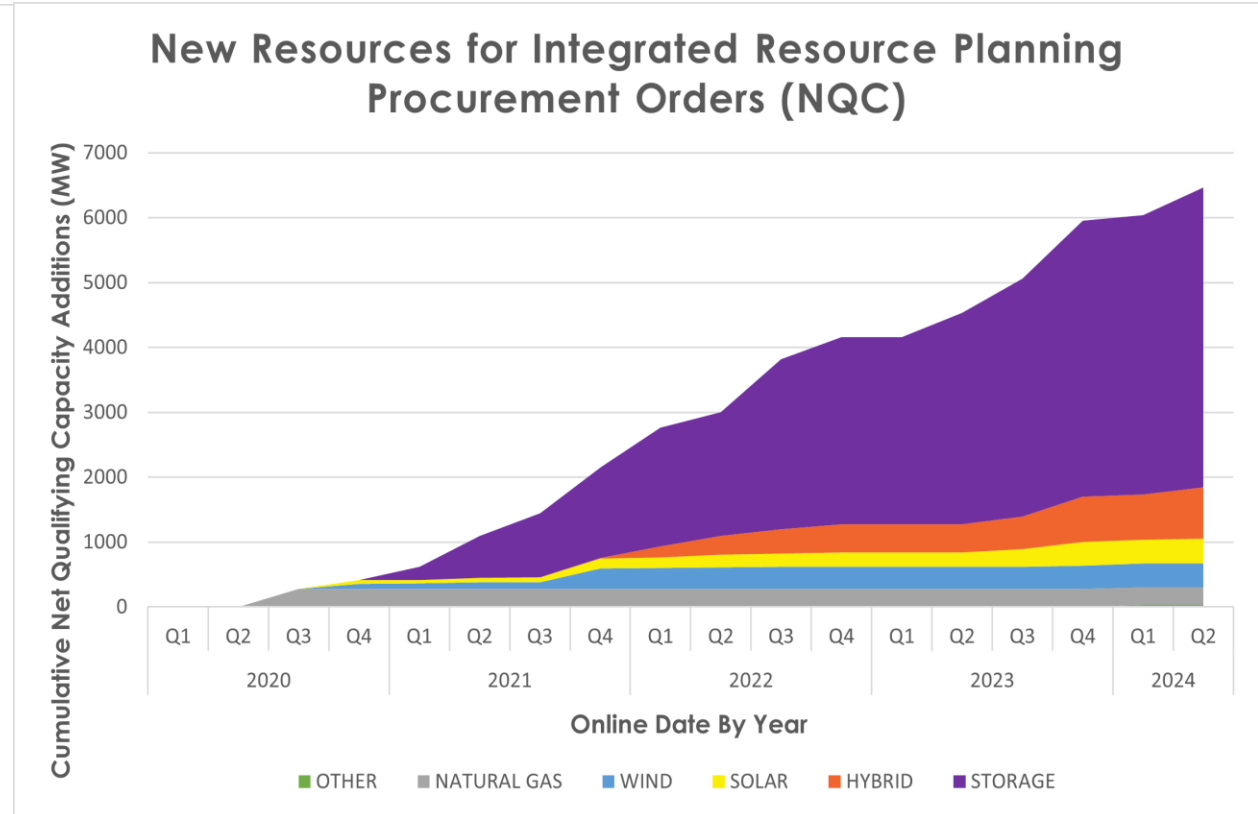
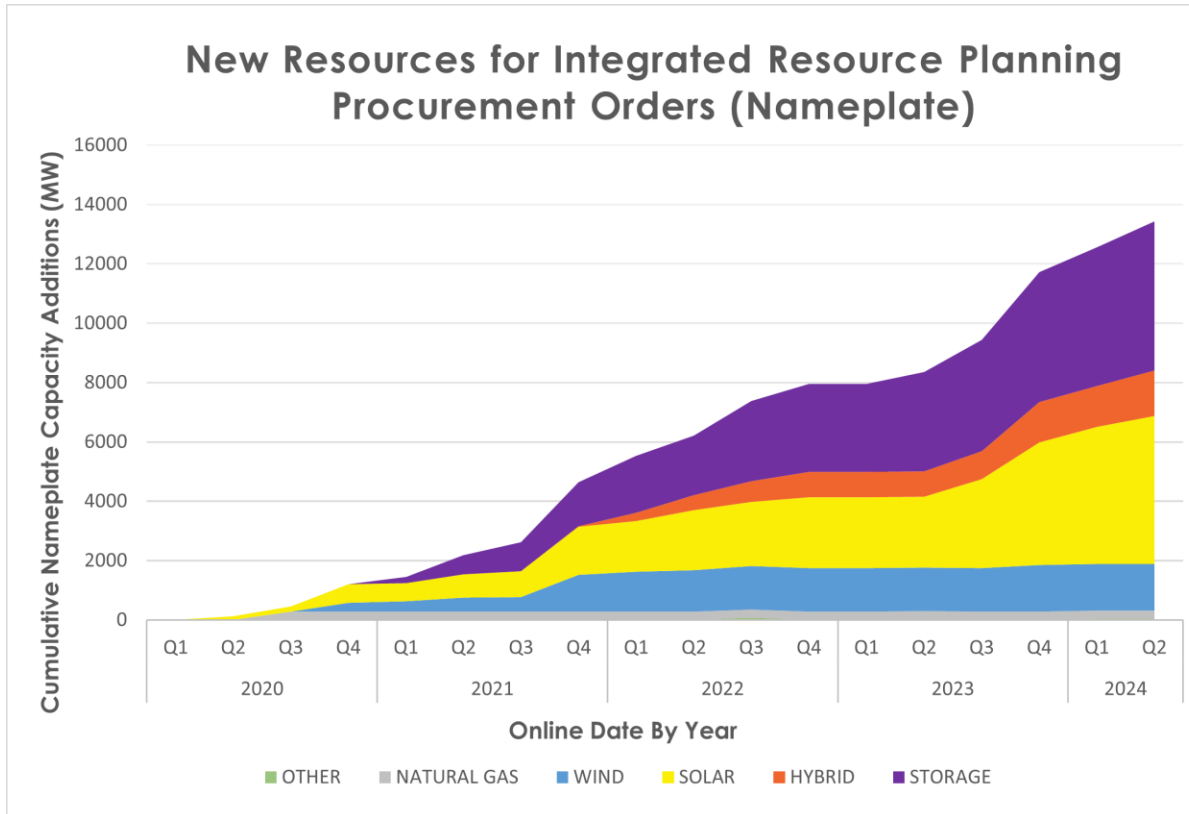
- **Installed to date:** ~8,500 MW of storage nameplate capacity is online serving the grid as of May 2024
  - Includes ~150 MW of storage added prior to 2020
  - Includes standalone batteries storage and the storage component of hybrid resources
- **Expected future installs:** ~12,600 MW nameplate of additional storage resources are in contract and expected to come online by 2026.

# Part 2: Integrated Resource Planning Compliance

- New IRP Procurement MW by Year and Resource Type- Nameplate
- New IRP Procurement MW by Year and Resource Type – NQC

# New IRP Procurement By Year and Resource Type

Data includes projects online as of May 28, 2024



**Note:** Data shown here shows a snapshot of new resources added to the CAISO grid Q1 2020 – Q2 2024 for compliance with Integrated Resource Planning (IRP) procurement orders, including specified CAISO imports. "Other" resources includes geothermal, biomass, biogas, and hydropower. Hybrids include some storage, and some other (usually solar). Additional resources have come online for other reasons in this time period but are not included in these figures. See: [IRP Procurement Track \(ca.gov\)](https://www.cpuc.ca.gov/IRP-Procurement-Track) for more information about IRP Procurement Order Compliance.

# Part 3: Expected New MWs based on LSE Contracts to date

- Expected New MW by Year and Resource Type- Nameplate
- Expected New MW by Year and Resource Type – NQC
- Total New Energy Resources Online and Under Contract - Nameplate

# New MWs Expected - Nameplate

## By Year and Resource Type, including imports

Data includes projects expected/under contract as of March 2024

Resource Type	2024	2025	2026	Total
<b>Solar</b>	237	144	527	<b>908</b>
<b>Battery Storage</b>	4,134	2,665	2,233	<b>9,032</b>
<b>Paired/Hybrid</b>	1,805	1,262	545	<b>3,612</b>
<b>Wind</b>	0	226	1,433	<b>1,659</b>
<b>Geothermal</b>	7	94	217	<b>318</b>
<b>Biomass/Biogas</b>	32	6	0	<b>38</b>
<b>Totals</b>	<b>6,215</b>	<b>4,397</b>	<b>4,955</b>	<b>15,567</b>

- Over 15,000 MW nameplate of future contracts are executed to meet CPUC's procurement order obligations.
- Majority of new resource MWs are expected to be battery storage and hybrid solar+storage.
- Other types of resources are eligible to meet orders and may be contracted in the future.
- **2024 New Resource Projection**  
~6,200+ MW Nameplate

# New MWs Expected - NQC

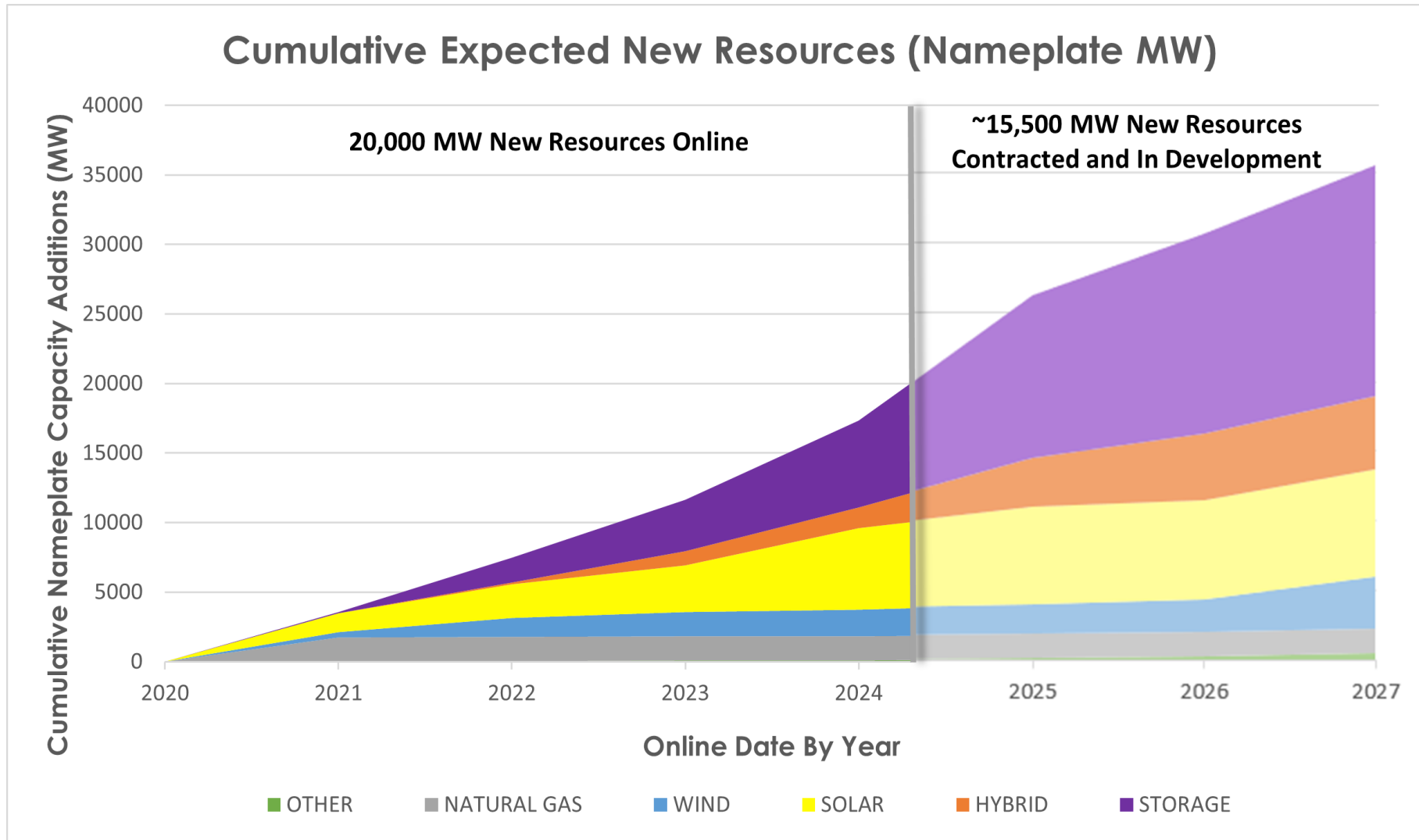
## By Year and Resource Type, including imports

Data includes projects expected/under contract as of March 2024

Resource Type	2024	2025	2026	Total
Solar	172	38	2	212
Battery Storage	3,603	2,578	2,151	8,332
Paired/Hybrid	1,187	824	377	2,388
Wind	0	17	379	396
Geothermal	7	50	205	262
Biomass/Biogas	28	6	0	34
<b>Totals</b>	<b>4,997</b>	<b>3,513</b>	<b>3,114</b>	<b>11,624</b>

- Over 11,000 MW NQC of future contracts are executed to meet CPUC's procurement order obligations.
- Majority of new resource MWs are expected to be battery storage and hybrid solar+storage.
- Other types of resources are eligible to meet orders and may be contracted in the future.
- **2024 New Resource Projection**  
~5,000 MW NQC

# Total New Energy Resources Online and Under Contract



**Note:** Data shown here shows a snapshot of new resources added to CAISO grid Q1 2020 – Q2 2024, including specified CAISO imports. Also shown is a projection of future new resources based on contracts in place by March 2024. "Other" resources includes geothermal, biomass, biogas, and hydropower.

# Links to Other Key References on New Resource Development



# References to Related Information

- (1) Tracking Energy Development Task Force – [Tracking Energy Development \(ca.gov\)](#)
- (2) Joint Agency SB 846 Reliability Report – pursuant to SB 846
  - [February 2023 Report](#)
  - [May 2023 Report](#)
  - [August 2023 Report](#)
  - [December 2023 Report](#)
  - [May 2024 Report](#)
- (3) California Energy Commission's Energy Almanac - [Energy Almanac \(ca.gov\)](#)
- (4) CAISO Key Energy Statistics: [Media resources | California ISO \(caiso.com\)](#)
- (5) Overview of CPUC IRP Procurement Orders – [IRP Procurement Track \(ca.gov\)](#)
- (6) Overview of CPUC Jurisdictional LSE Procurement in Compliance with IRP Procurement Orders
  - [Procurement in Compliance with D.19-11-016 and Mid Term Reliability \(D.21-06-035\) per August 1, 2023, 4/22/2024](#)
  - [Procurement in Compliance with D.19-11-016 and Mid Term Reliability \(D.21-06-035\) per February 1, 2023, 11/2/2023](#)
  - [Procurement in Compliance with D.19-11-016 per August 1, 2022 Filings, 2/13/2023](#)
  - [Procurement in Compliance with D.19-11-016 per February 1, 2022 Filings, 7/22/2022](#)
  - [Procurement in Compliance with D.19-11-016 per February 1, 2021 Filings, 8/23/2021](#)

For any questions about the data, please contact [irpdatarequest@cpuc.ca.gov](mailto:irpdatarequest@cpuc.ca.gov)