

CTF Administrative Committee Meeting

June 3, 2024





(1) Introductions



(2) Public Comments on Non-Agenda Items



(3) Agenda Review

Agenda

10:30 AM – 11:30 AM

- (1) Introductions.
- (2) Public Comments on Non-Agenda Items.
- (3) Review Agenda.
- (4) Review and Approve 3/4/24 Meeting Minutes.
- (5) Action Items & Updates from Last Committee Meeting.
 - a. Jarrid and Geoff will present the proposed final draft of Charter changes.
 - b. CTF Staff to inquire regarding Enterprise license for OneDrive / Sharepoint.
- (6) Discussion of Administrative Committee Vacancies:
 - a. Public Hospitals and Clinics-Primary and Alternate vacancies.
 - b. Rural Clinics and Telemedicine-Alternate vacancy.
 - c. Local Exchange Carrier-Alternate vacancy.
 - d. Deaf/Hard of Hearing-Alternate vacancy.

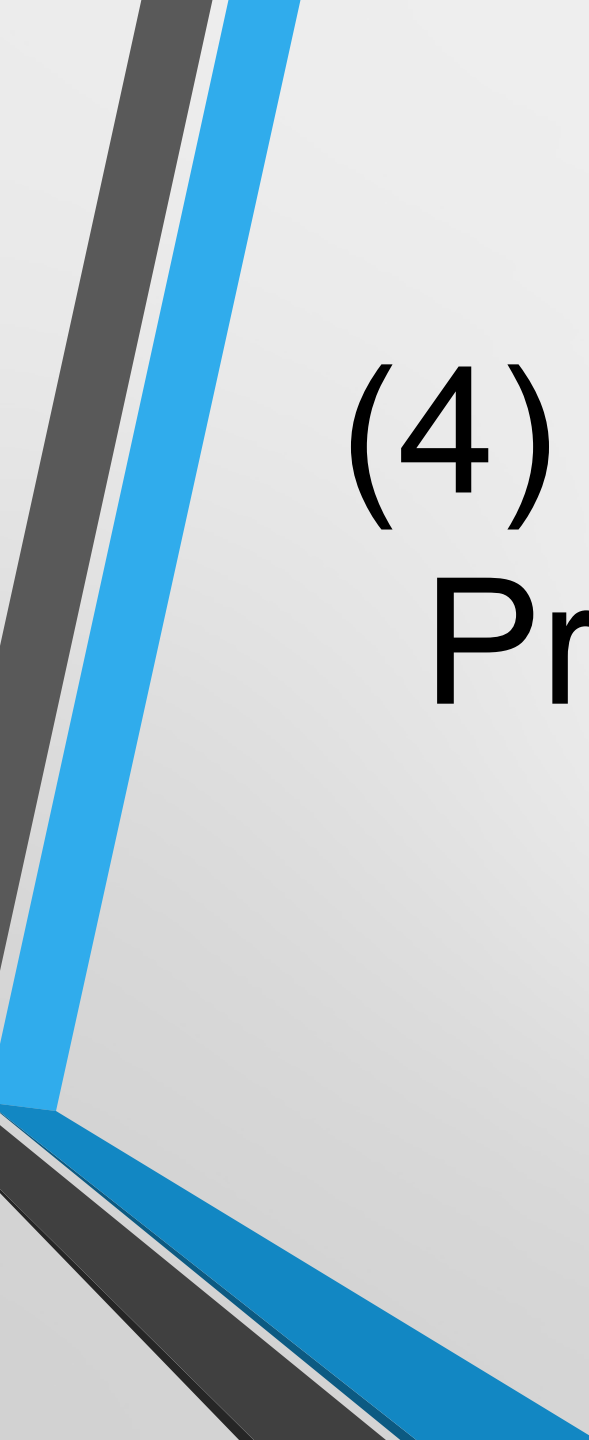
11:30 AM – 11:45 AM BREAK

11:45 AM – 12:30 PM

- (7) Presentation by committee member Saira Pasha of AT&T.

12:30 PM- 2:00 PM

- (8) eCAP Update
 - a. Applications/Recertification.
 - b. Claims and Program Finances.
- (9) CTF Outreach.
 - a. Planned outreach to Community Based Organizations and other sectors.
- (10) Update on Los Angeles County Office of Education.
- (11) School Annex Update.
- (12) Pending Legislation.
 - a. AB 3020 2-1-1 Infrastructure Act.
- (13) Agenda Items for Next Meeting.
 - a. Thrive and SSSA DDGP projects presentation.
- (14) Confirm scheduling of September AC Meeting for Monday, September 9, 2024 in San Francisco.




**(4) Review and Approve
Prior Meeting Minutes**

(5) Action Items from Last Committee Meeting

- Jarrid and Geoff will present the proposed final draft of Charter changes.
- CTF Staff to inquire regarding Enterprise license for OneDrive / Sharepoint

(6) Discussion of Current CTF-AC Vacancies

- Public Hospitals and Clinics-Primary and Alternate vacancies
- Rural Clinics and Telemedicine-Alternate vacancy
- Local Exchange Carrier-Alternate vacancy
- Deaf/Hard of Hearing-Alternate vacancy



(7) Presentation by Saira
Pasha (AT&T)

(8) Status of CTF and E-CAP

- Applications/Recertification
- Claims and Program Finances

California Teleconnect Fund



Applications received from
January 1, 2024 through April 30, 2024

	CBO	Healthcare CBO	Gov Hospitals	Community Colleges	Libraries	Private Schools	Charter Schools	Public Schools	2-1-1 Provider	Total
Count of Intake Number	412	403	4040	1	2	60	83	113*	2	1116
	(36.9%)	(36.1%)	(3.6%)	(0.1%)	(0.2%)	(5.4%)	(7.4%)	(10.1%)	(0.2%)	(100%)
Approved	74	203	6	0	0	25	58	99	1	466
Ineligible/ Rejected	318	186	33	1	2	33	23	14	1	611
Pending Info.	10	5	1	0	0	0	0	0	0	16
In Analyst Review	10	9	0	0	0	2	2	0	0	23

*Non-Charter Public Schools





California Teleconnect Fund

Fund Status Report as of March 31, 2024

CTF Local Assistance Budget vs. Claim Projections and Payments			
	FY 2021-2022	FY 2022-2023	FY 2023-2024
Local Assistance Budget	\$ 105,000,000.00	\$ 105,000,000.00	\$ 105,000,000.00
Claim Projections	\$ 60,000,000.00	\$ 60,000,000.00	\$ 60,000,000.00
Claims Paid	\$ 52,689,557.47	\$ 46,425,466.37	\$ 20,024,674.91
Budget Less Paid	\$ 52,514,256.55	\$ 58,910,005.78	\$ 93,932,730.39





California Teleconnect Fund

Cash Balance as of March 31, 2024

State Controllers Office Fund Reconciliation Report FY 2023-2024					
Report Date	FY / period	Beginning Cash Balance	Revenues	Expenses	Ending Cash Balance
7/31/2023	FY23 P01	\$ 100,924,871	\$ 10,001,293	\$ 6,629,000	\$ 104,297,164
8/31/2023	FY23 P02	\$ 104,297,164	\$ 8,831,310	\$ 3,399,000	\$ 109,729,474
9/30/2023	FY23 P03	\$ 109,729,474	\$ 8,747,675	\$ 3,355,000	\$ 115,122,149
10/31/2023	FY23 P04	\$ 115,122,149	\$ 7,591,021	\$ 4,500,000	\$ 118,213,170
11/30/2023	FY23 P05	\$ 118,213,170	\$ 11,997,662	\$ 3,660,000	\$ 126,550,832
12/31/2023	FY23 P06	\$ 126,550,832	\$ 3,964,342	\$ 4,668,000	\$ 125,847,174
1/31/2024	FY23 P07	\$ 125,847,174	\$ 13,109,050	\$ 54,802,000	\$ 84,154,225
2/28/2024	FY23 P08	\$ 84,154,225	\$ 9,503,396	\$ 3,343,000	\$ 90,314,621
3/31/2024	FY23 P09	\$ 90,314,621	\$ 10,407,271	\$ 1,629,000	\$ 99,092,892





California Teleconnect Fund

Claims received from January 2024 through March 2024

Q1 2024 CTF Claims Received & Approved, as of March 31, 2024

Service Month	Public Schools	Private Schools	Libraries	Gov Hospitals	Community Colleges	CBO	Healthcare CBO	Total
Jan-24	\$ 1,388,347.21	\$ 149,215.44	\$ 232,757.67	\$ 149,316.75	\$ 479,676.55	\$ 724,374.66	\$ 110,034.97	\$ 3,233,723.25
Feb-24	\$ 1,266,054.14	\$ 217,990.45	\$ 256,769.13	\$ 133,876.92	\$ 472,893.77	\$ 704,941.07	\$ 157,870.60	\$ 3,210,396.08
Mar-24	\$ 1,480,699.89	\$ 160,334.05	\$ 257,411.68	\$ 269,066.84	\$ 604,560.98	\$ 496,213.65	\$ 76,117.71	\$ 3,344,404.80

Figures are obtained from CTF Report called Copy of eCAP - CTF Claim Line Items, downloaded from eCAP portal.



eCAP Update

eCAP Portal – CPUC’s web-based portal utilized by CTF participants and customers to manage CTF applications, claims and recertifications

- Recently resolved bugs / issues in eCAP
 - 36 resolved bugs in the first quarter



(9) CTF Outreach

Planned outreach to Community Based Organizations and other sectors




(10) LACOE Update



(11) School Annex Update



(12) Pending Legislation



(13) Agenda items for next meeting



(14) September 2024 AC Meeting